100W Quad Output with PFC Function

QP-100B,C series



■ Features :

- Universal AC input / Full range
- Built-in active PFC function, PF>0.95
- Protections: Short circuit / Overload / Over voltage
- Free air cooling convection
- Fixed switching frequency at 100KHz
- 3 years warranty

SPECIFICATION

MODEL		QP-100B				QP-100C			
OUTPUT	OUTPUT NUMBER	CH1	CH2	CH3	CH4	CH1	CH2	CH3	CH4
	DC VOLTAGE	5V	12V	-12V	-5V	5V	15V	-15V	-5V
	RATED CURRENT	10A	3A	1A	0.6A	10A	2.2A	1A	0.6A
	CURRENT RANGE	2 ~ 10A	0.3 ~ 4A	0.15 ~ 1A	0 ~ 1A	2 ~ 10A	0.3 ~ 3A	0.15 ~ 1A	0 ~ 1A
	RATED POWER (max.)	101W				101W			
	RIPPLE & NOISE (max.) Note.2	100mVp-p	150mVp-p	150mVp-p	100mVp-p	100mVp-p	150mVp-p	150mVp-p	100mVp-p
	VOLTAGE ADJ. RANGE	CH1:4.75 ~ 5.5V				CH1:4.75 ~ 5.5V			
	VOLTAGE TOLERANCE Note.3	±3.0%	±6.0%	+10,-6%	±5.0%	±3.0%	+6,-10%	±8.0%	±5.0%
	LINE REGULATION	±1.0%	±2.0%	±2.0%	±1.0%	±1.0%	±2.0%	±2.0%	±1.0%
	LOAD REGULATION	±2.0%	±6.0%	±6.0%	±2.0%	±2.0%	±2.0%	±6.0%	±2.0%
	SETUP, RISE TIME	1000ms, 50ms/230VAC 2200ms, 50ms/115VAC at full load							
	HOLD UP TIME (Typ.)	24ms at full load							
INPUT	VOLTAGE RANGE Note.4	90 ~ 264VAC 127 ~ 370VDC							
	FREQUENCY RANGE	47 ~ 63Hz							
	POWER FACTOR (Typ.)	PF>0.95/230VAC PF>0.98/115VAC at full load							
	EFFICIENCY (Typ.)	76%				77%			
	AC CURRENT (Typ.)	1.5A/115VAC 0.75A/230VAC							
	INRUSH CURRENT (Typ.)	COLD START 40A							
	LEAKAGE CURRENT	<3.5mA / 240VAC							
PROTECTION	OVERLOAD	105 ~ 135% rated output power							
		Protection type : Hiccup mode, recovers automatically after fault condition is removed							
	OVER VOLTAGE	CH1:5.75 ~ 6.75V							
		Protection type : Shut down o/p voltage, re-power on to recover							
	OVER TEMPERATURE(OPTION)	Shut down o/p voltage, recovers automatically after temperature goes down							
ENVIRONMENT	WORKING TEMP.	-10 ~ +60℃ (Refer to "Derating Curve")							
	WORKING HUMIDITY	20 ~ 90% RH non-condensing							
	STORAGE TEMP., HUMIDITY	-20 ~ +85℃, 10 ~ 95% RH non-condensing							
	TEMP. COEFFICIENT	±0.03%/℃ (0~50℃)							
	VIBRATION	10 ~ 500Hz, 2G 10min./1cycle, 60min. each along X, Y, Z axes							
SAFETY & EMC (Note 5)	SAFETY STANDARDS	UL60950-1, TUV EN60950-1, EAC TP TC 004 approved							
	WITHSTAND VOLTAGE	I/P-O/P:3KVAC I/P-FG:2KVAC O/P-FG:0.5KVAC							
	ISOLATION RESISTANCE	I/P-O/P, I/P-FG, O/P-FG:100M Ohms / 500VDC / 25℃/ 70% RH							
	EMC EMISSION	Compliance to EN55032 (CISPR32) Class B, EN61000-3-2,-3, EAC TP TC 020							
	EMC IMMUNITY	Compliance to EN61000-4-2,3,4,5,6,8,11, EN55024, light industry level, criteria A, EAC TP TC 020							
OTHERS	MTBF	139.9K hrs min. MIL-HDBK-217F (25℃)							
	DIMENSION	199*99*50mm (L*W*H)							
	PACKING	1.1Kg; 20pcs/22Kg/1.28CUFT							

NOTE

1. All parameters NOT specially mentioned are measured at 230VAC input, rated load and 25℃ of ambient temperature.
2. Ripple & noise are measured at 20MHz of bandwidth by using a 12" twisted pair-wire terminated with a 0.1uf & 47uf parallel capacitor.
3. Tolerance : includes set up tolerance, line regulation and load regulation.
4. Derating may be needed under low input voltages. Please check the derating curve for more details.
5. The power supply is considered a component which will be installed into a final equipment. All the EMC tests are been executed by mounting the unit on a 360mm*360mm metal plate with 1mm of thickness. The final equipment must be re-confirmed that it still meets EMC directives. For guidance on how to perform these EMC tests, please refer to “EMI testing of component power supplies.” (as available on http://www.meanwell.com)
6. The ambient temperature derating of 3.5℃/1000m with fanless models and of 5℃/1000m with fan models for operating altitude higher than 2000m(6500ft).

LRI Distribuída no Brasil pela LRI | vendas@lri.com.br | 51 2129-3000

■ Mechanical Specification

Case No. 916A Unit:mm

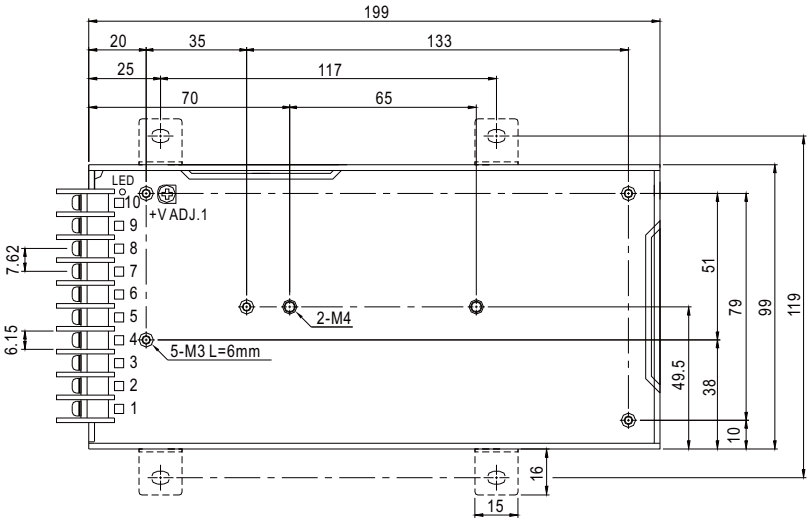

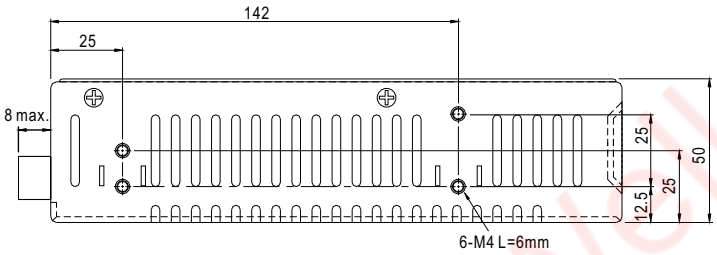

Terminal Pin No. Assignment :

Pin No.	Assignment	Pin No.	Assignment
1	AC/L	5	DC OUTPUT V3
2	AC/N	6,7	DC OUTPUT V1
3	FG ⏚	8,9	DC OUTPUT COM
4	DC OUTPUT V4	10	DC OUTPUT V2

■ Block Diagram

fosc : 100KHz

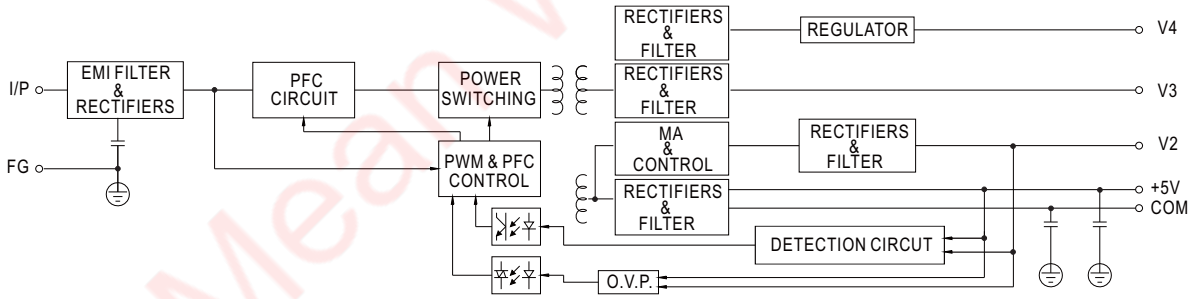

■ Derating Curve

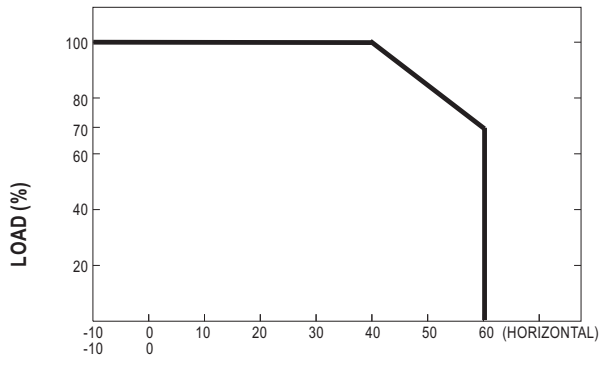

AMBIENT TEMPERATURE (℃)

■ Output Derating VS Input Voltage

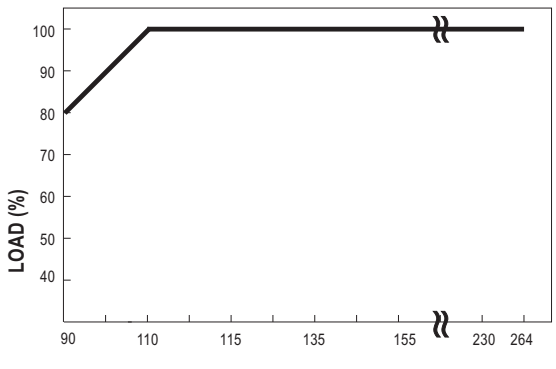

INPUT VOLTAGE (VAC) 60Hz

Mean Well Brasil

Distribuída no Brasil pela LRI | vendas@lri.com.br | 51 2129-3000