# 75W Single Output Switching Power Supply

# NES-75 series



■ Features :

- Universal AC input/Full range
- Protections: Short circuit / Overload / Over voltage
- Cooling by free air convection
- 100% full load burn-in test
- 2 years warranty

## SPECIFICATION

| MODEL | | NES-75-5 | NES-75-12 | NES-75-15 | NES-75-24 | NES-75-48 |
|---|---|---|---|---|---|---|
| OUTPUT | DC VOLTAGE | 5V | 12V | 15V | 24V | 48V |
| | RATED CURRENT | 14A | 6.2A | 5A | 3.2A | 1.6A |
| | CURRENT RANGE | 0 ~ 14A | 0 ~ 6.2A | 0 ~ 5A | 0 ~ 3.2A | 0 ~ 1.6A |
| | RATED POWER | 70W | 74.4W | 75W | 76.8W | 76.8W |
| | RIPPLE & NOISE (max.) Note.2 | 80mVp-p | 120mVp-p | 150mVp-p | 200mVp-p | 240mVp-p |
| | VOLTAGE ADJ. RANGE | 4.75 ~ 5.5V | 10.8 ~ 13.2V | 13.5 ~ 16.5V | 21.6 ~ 26.4V | 43.2 ~ 52.8V |
| | VOLTAGE TOLERANCE Note.3 | ±2.0% | ±1.0% | ±1.0% | ±1.0% | ±1.0% |
| | LINE REGULATION Note.4 | ±0.5% | ±0.5% | ±0.5% | ±0.5% | ±0.5% |
| | LOAD REGULATION Note.5 | ±0.5% | ±0.5% | ±0.5% | ±0.5% | ±0.5% |
| | SETUP, RISE TIME | 500ms, 30ms/230VAC 1200ms, 30ms/115VAC at full load | | | | |
| | HOLD UP TIME (Typ.) | 50ms/230VAC 10ms/115VAC at full load | | | | |
| INPUT | VOLTAGE RANGE | 85 ~ 264VAC 120 ~ 370VDC | | | | |
| | FREQUENCY RANGE | 47 ~ 63Hz | | | | |
| | EFFICIENCY (Typ.) | 77% | 82% | 83% | 86% | 87% |
| | AC CURRENT (Typ.) | 1.5A/115VAC 0.9A/230VAC | | | | |
| | INRUSH CURRENT (Typ.) | COLD START 45A | | | | |
| | LEAKAGE CURRENT | <2mA / 240VAC | | | | |
| PROTECTION | OVERLOAD | 105 ~ 135% | 110 ~ 150% rated output power | | | |
| | | Protection type : Hiccup mode, recovers automatically after fault condition is removed | | | | |
| | OVER VOLTAGE | 5.75 ~ 6.75V | 13.8 ~ 16.2V | 17.25 ~ 20.25 | 27.6 ~ 32.4V | 55.2 ~ 64.8V |
| | | Protection type : Shut down o/p voltage, re-power on to recover | | | | |
| ENVIRONMENT | WORKING TEMP. | -20 ~ +60℃ (Refer to "Derating Curve") | | | | |
| | WORKING HUMIDITY | 20 ~ 90% RH non-condensing | | | | |
| | STORAGE TEMP., HUMIDITY | -40 ~ +85℃, 10 ~ 95% RH | | | | |
| | TEMP. COEFFICIENT | ±0.03%/℃ (0 ~ 45℃) | | | | |
| | VIBRATION | 10 ~ 500Hz, 2G 10min./1cycle, period for 60min. each along X, Y, Z axes | | | | |
| SAFETY & EMC (Note 7) | SAFETY STANDARDS Note.6 | UL60950-1, CB(IEC60950-1),CCC GB4943.1:2011 approved | | | | |
| | WITHSTAND VOLTAGE | I/P-O/P:3KVAC I/P-FG:2KVAC O/P-FG:0.5KVAC | | | | |
| | ISOLATION RESISTANCE | I/P-O/P, I/P-FG, O/P-FG:100M Ohms / 500VDC / 25℃/ 70% RH | | | | |
| | EMC EMISSION | Compliance to EN55022 (CISPR22) Class B, EN61000-3-2,-3 | | | | |
| | EMC IMMUNITY | Compliance to EN61000-4-2,3,4,5,6,8,11, EN55024, EN61000-6-1, light industry level, criteria A | | | | |
| OTHERS | MTBF | 378.2K hrs min. MIL-HDBK-217F (25℃) | | | | |
| | DIMENSION | 159*97*38mm (L*W*H) | | | | |
| | PACKING | 0.52Kg; 30pcs/16.6Kg/0.97CUFT | | | | |
| NOTE | 1. All parameters NOT specially mentioned are measured at 230VAC input, rated load and 25℃ of ambient temperature.<br>2. Ripple & noise are measured at 20MHz of bandwidth by using a 12" twisted pair-wire terminated with a 0.1uf & 47uf parallel capacitor.<br>3. Tolerance : includes set up tolerance, line regulation and load regulation.<br>4. Line regulation is measured from low line to high line at rated load.<br>5. Load regulation is measured from 0% to 100% rated load.<br>6. For the request of GB4943.1,the power supply is only suitable for use in the altitude 2000m below and the non tropical climate condition.<br>7. The power supply is considered a component which will be installed into a final equipment. The final equipment must be re-confirmed that it still meets EMC directives. For guidance on how to perform these EMC tests, please refer to “EMI testing of component power supplies.” (as available on http://www.meanwell.com) | | | | | |

EOL



LRI Distribuída no Brasil pela LRI | vendas@lri.com.br | 51 2129-3000

## Mechanical Specification

Case No. 901 Unit:mm

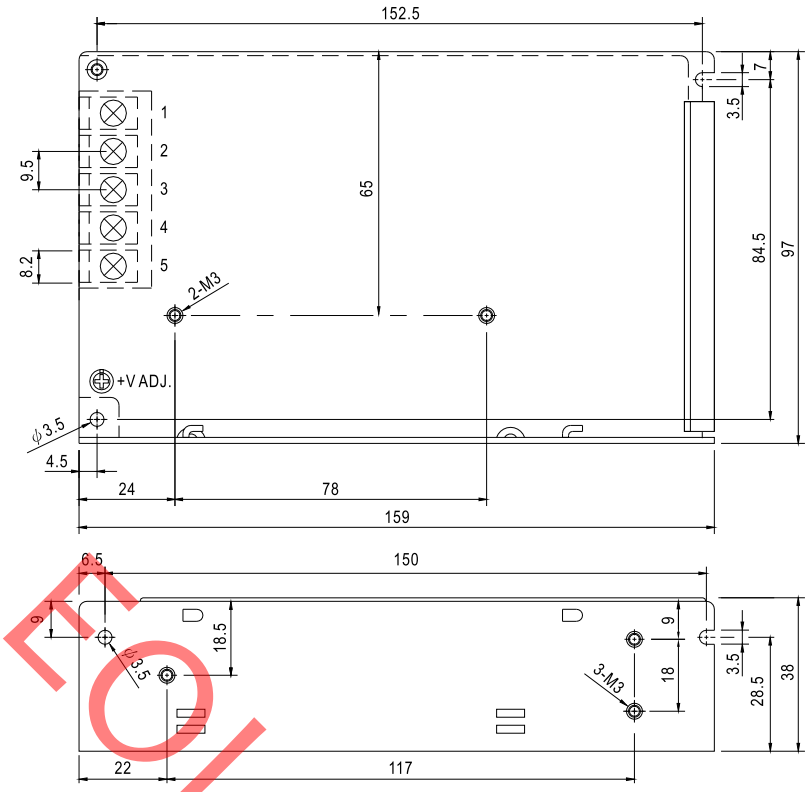


Terminal Pin No. Assignment

| Pin No. | Assignment | Pin No. | Assignment |
|---|---|---|---|
| 1 | AC/L | 4 | DC OUTPUT -V |
| 2 | AC/N | 5 | DC OUTPUT +V |
| 3 | FG ⏚ | | |

FOL

## Block Diagram

fosc : 60KHz

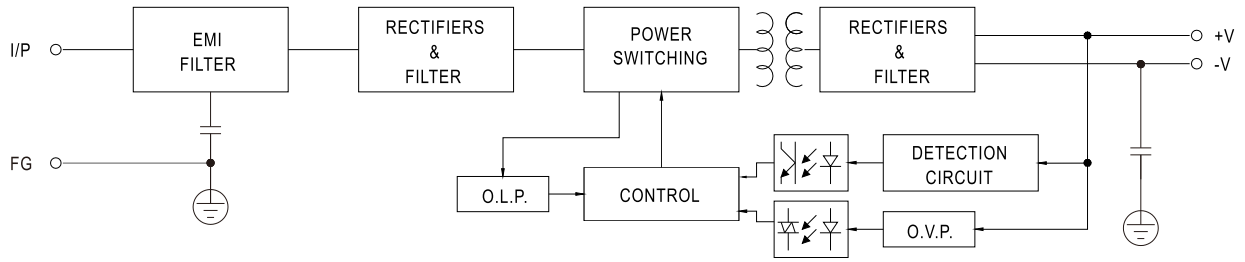


## Derating Curve

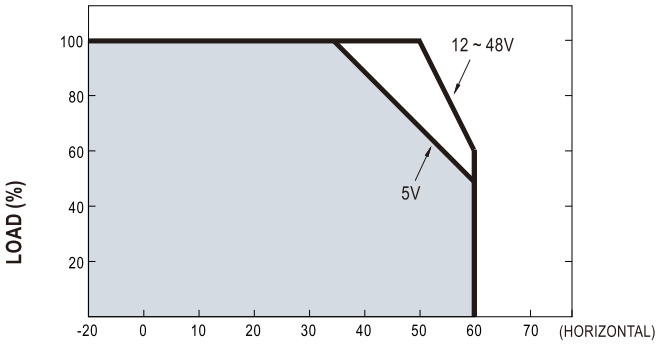


AMBIENT TEMPERATURE (°C)

## Output Derating VS Input Voltage

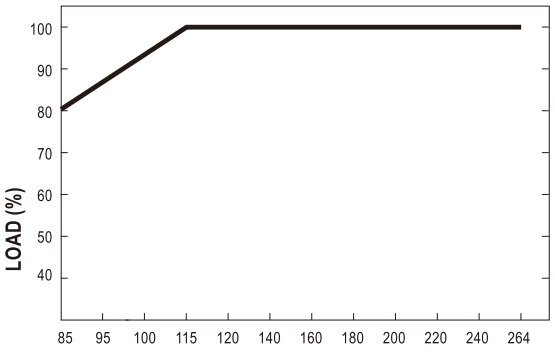


INPUT VOLTAGE (VAC) 60Hz



LRI Distribuída no Brasil pela LRI | vendas@lri.com.br | 51 2129-3000