LRS-350N2 series

350W Single Output High Peak Power Supply

User's Manual
Click Me



CNS15598-1 | IS 13252 (except for 48V) | DEKRA IEC61558-1 IEC61558-2-16

(Note.6) | TP TC004 | IEC62368-1 IEC61558-1 IEC61558-2-16 | UL62368-1 | (Note.5)

ECO | Automate | Industrial | Security | Network | Telecom

Features

- AC input range selectable by switch
- Withstand 300VAC surge input for 5 second
- Up to 200% peak power capability
- Protections: Short circuit / Overload / Over voltage / Over temperature
- Forced air cooling by built-in DC fan
- Built-in cooling Fan ON-OFF control
- Compliance to IEC/BS EN/EN61558-1 and 62368-1
- Withstand 5G vibration test
- LED indicator for power on
- No load power consumption<1W
- Over voltage category Ⅲ(OVC Ⅲ)
- High operating temperature up to 70℃
- Operating altitude up to 2000 meters
- High efficiency, long life and high reliability
- 3 years warranty

Applications

- Industrial automation machinery
- Industrial control system
- Mechanical and electrical equipment
- Electronic instruments, equipments or apparatus
- For inductive and capacitive load

GTIN CODE

MW Search: https://www.meanwell.com/serviceGTIN.aspx

Description

LRS-350N2 series is a 350W single-output enclosed type power supply with 30mm of low profile design. Adopting the input of 115VAC or 230VAC (select by switch), the entire series provides an output voltage line of 12V, 24V, 36V and 48V. In addition to the high efficiency up to 89%, with the built-in long life fan LRS-350N2 can work under -25~+70℃ with full load. Delivering an extremely low no load power consumption (less than 0.75W), it allows the end system to easily meet the worldwide energy requirement. LRS-350N2 has the complete protection functions and 5G anti-vibration capability; it is complied with the international safety regulations such as IEC/UL 62368-1. LRS-350N2 series serves as a high price-to-performance power supply solution for various industrial applications. Moreover, LRS-350N2 can provide 200% short-duration peak power for motor applications and electro mechanical loads requiring much higher power during start-up.

Model Encoding

LRS - 350 N2 - 24

- 24 → Output voltage(12/24/36/48V)
- N2 → 2 times peak power
- 350 → Output power
- LRS → Series name

Distribuída no Brasil pela LRI | vendas@lri.com.br | 51 2129-3000

SPECIFICATION

MODEL		LRS-350N2-12	LRS-350N2-24	LRS-350N2-36	LRS-350N2-48
OUTPUT	DC VOLTAGE	12V	24V	36V	48V
	RATED CURRENT	29A	14.6A	9.7A	7.3A
	CURRENT RANGE	0 ~ 29A	0 ~ 14.6A	0 ~ 9.7A	0 ~ 7.3A
	RATED POWER	348W	350.4W	349.2W	350.4W
	RIPPLE & NOISE (max.) Note.2	150mVp-p	150mVp-p	200mVp-p	200mVp-p
	VOLTAGE ADJ. RANGE	10.2 ~ 13.8V	21.6 ~ 28.8V	32.4 ~ 39.6V	43.2 ~ 52.8V
	VOLTAGE TOLERANCE	±1.5%	±1.0%	±1.0%	±1.0%
	LINE REGULATION	±0.5%	±0.5%	±0.5%	±0.5%
	LOAD REGULATION	±1.0%	±0.5%	±0.5%	±0.5%
	SETUP, RISE TIME	1300ms, 50ms/230VAC 1300ms,50ms/115VAC at full load			
	HOLD UP TIME (Typ.)	16ms/230VAC 12ms/115VAC at full load			
INPUT	VOLTAGE RANGE	90 ~ 132VAC / 180 ~ 264VAC by switch 240 ~ 370VDC (switch on 230VAC)			
	FREQUENCY RANGE	47 ~ 63Hz			
	EFFICIENCY (Typ.)	85%	88%	88.5%	89%
	AC CURRENT (Typ.)	6.8A/115VAC 3.8A/230VAC			
	INRUSH CURRENT (Typ.)	60A/115VAC 60A/230VAC			
	LEAKAGE CURRENT	<2mA / 240VAC			
PROTECTION	OVER LOAD	Output power >105% rated for more than 5 seconds then shut down o/p voltage, re-power on to recover			
		Output power >200% rated, hiccup mode, recovers automatically after fault condition is removed			
	OVER VOLTAGE	13.8 ~ 16.2V	28.8 ~ 33.6V	41.4 ~ 46.8V	55.2 ~ 64.8V
		Shut down and latch off o/p voltage, re-power on to recover.			
	OVER TEMPERATURE	Shut down and latch off o/p voltage, re-power on to recover.			
FUNCTION	FAN ON/OFF CONTROL (Typ.)	RTH3≧50℃ FAN ON, ≦40℃ FAN OFF			
ENVIRONMENT	WORKING TEMP.	-25 ~ +70℃ (Refer to "Derating Curve")			
	WORKING HUMIDITY	20 ~ 90% RH non-condensing			
	STORAGE TEMP., HUMIDITY	-40 ~ +85℃, 10 ~ 95% RH			
	TEMP. COEFFICIENT	±0.03%/℃ (0 ~ 50℃)			
	VIBRATION	10 ~ 500Hz, 5G 10min./1cycle, 60min. each along X, Y, Z axes			
	OVER VOLTAGE CATEGORY	III: According to EN61558, EN50178, EN60664-1, EN62477-1; altitude up to 2000 meters			
SAFETY & EMC (Note.4)	SAFETY STANDARDS	IEC/UL 62368-1, BSMI CNS15598-1,EAC TP TC 004,BIS IS13252(Part1): 2010/IEC 60950-1: 2005(except for 48V); GB 4943.1, BS EN/EN61558-1, BS EN61558-2-16 Designed by BS/EN/EN62368-1, AS/NZS 61558.1/2.16, AS/NZS 62368.1			
	WITHSTAND VOLTAGE	I/P-O/P:3.75KVAC I/P-FG:2KVAC O/P-FG:0.5KVAC			
	ISOLATION RESISTANCE	I/P-O/P, I/P-FG, O/P-FG:100M Ohms/500VDC / 25℃/ 70% RH			
	EMC EMISSION	Compliance to BSMI CNS15936, EAC TP TC 020			
	EMC IMMUNITY	Compliance to BS EN/EN55035, EAC TP TC 020			
OTHERS	MTBF	1857.9K hrs min. Telcordia SR-332 (Bellcore) ; 226.2Khrs min. MIL-HDBK-217F (25℃)			
	DIMENSION	215*115*30mm (L*W*H)			
	PACKING	0.76Kg; 15pcs/12.4Kg/0.67CUFT			

NOTE

1. All parameters NOT specially mentioned are measured at 230VAC input, rated load and 25℃ of ambient temperature.
2. Ripple & noise are measured at 20MHz of bandwidth by using a 12" twisted pair-wire terminated with a 0.1uf & 47uf parallel capacitor.
3. Length of set up time is measured at cold first start. Turning ON/OFF the power supply very quickly may lead to increase of the set up time.
4. The power supply is considered a component which will be installed into a final equipment. All the EMC tests are been executed by mounting the unit on a 360mm*360mm metal plate with 1mm of thickness. The final equipment must be re-confirmed that it still meets EMC directives. For guidance on how to perform these EMC tests, please refer to “EMI testing of component power supplies.” (as available on https://www.meanwell.com//Upload/PDF/EMI_statement_en.pdf)
5. This power supply does not meet the harmonic current requirements outlined by BS EN/EN61000-3-2. Please do not use this power supply under the following conditions:
   a) the end-devices is used within the European Union, and
   b) the end-devices is connected to public mains supply with 220Vac or greater rated nominal voltage, and
   c) the power supply is:
      - installed in end-devices with average or continuous input power greater than 75W, or
      - belong to part of a lighting system

   Exception:
   Power supplies used within the following end-devices do not need to fulfill BS EN/EN61000-3-2
   a) professional equipment with a total rated input power greater than 1000W;
   b) symmetrically controlled heating elements with a rated power less than or equal to 200W
6. RCM is on voluntary basis and meets relevant IEC or AS/NZS standards complying with AS/NZS 4417.1

※ Product Liability Disclaimer : For detailed information, please refer to https://www.meanwell.com/serviceDisclaimer.aspx

LRI Distribuída no Brasil pela LRI | vendas@lri.com.br | 51 2129-3000

■ Block Diagram

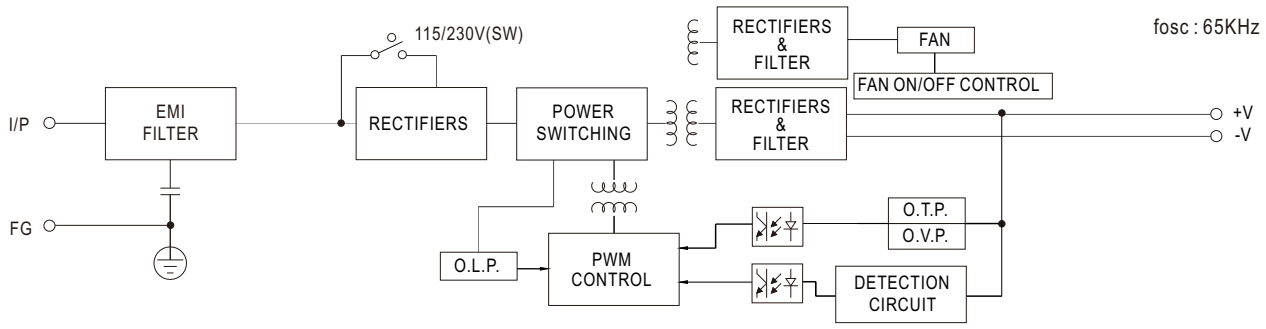

■ Derating Curve

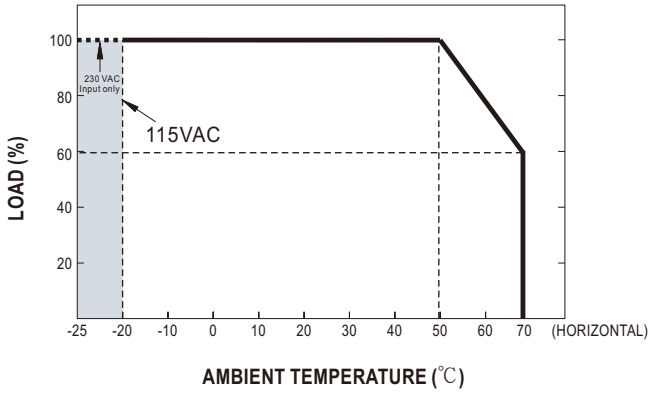

■ Static Characteristics

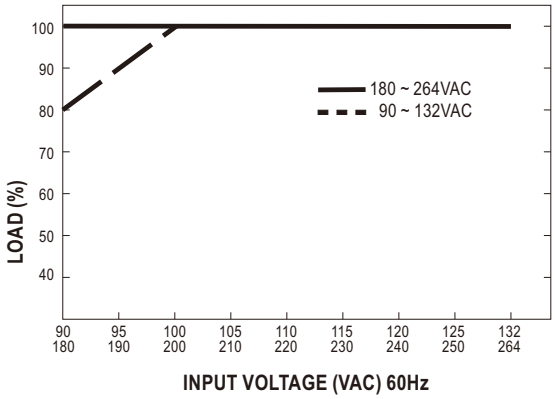

LRI Distribuída no Brasil pela LRI | vendas@lri.com.br | 51 2129-3000

■ Function Manual

1.Peak Power

$$P_{av} = \frac{P_{pk} \times t + P_{npk} \times (T-t)}{T} \leqslant P_{rated}$$

$$Duty = \frac{t}{T} \times 100\% \leqslant 35\%$$

$t \leqslant 5$ sec

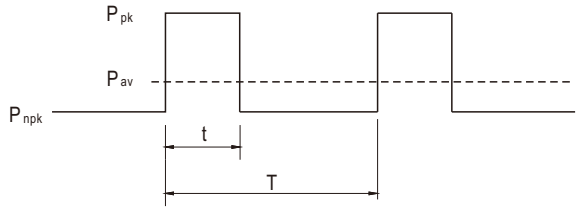

P_{av} : Average output power (W)

P_{pk} : Peak output power (W)

P_{npk} : Non-peak output power (W)

P_{rated} : Rated output power (W)

t : Peak power width (sec)

T : Period (sec)

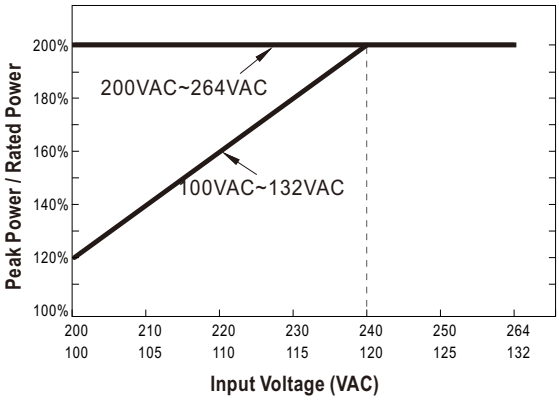

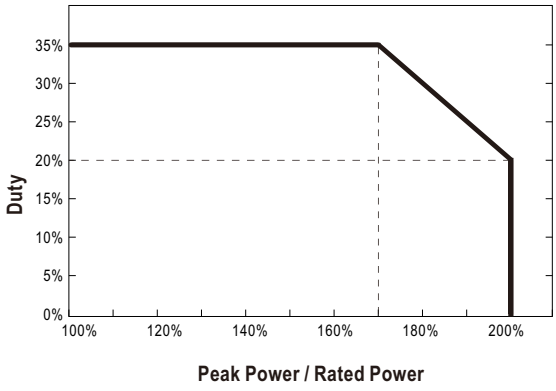

For example (24 model)

V_{in}=220VAC, Duty_max=10%

$P_{av}=P_{rated}$=350W

P_{pk}=700W

t≤5sec

$$T \geq \frac{5sec}{10\%} = 50sec$$

$$P_{npk} \leq \frac{TP_{av}-tP_{pk}}{T-t} = 311W$$

LRI Distribuída no Brasil pela LRI | vendas@lri.com.br | 51 2129-3000

■ Mechanical Specification

Case No.207A Unit:mm Tolerance:±1

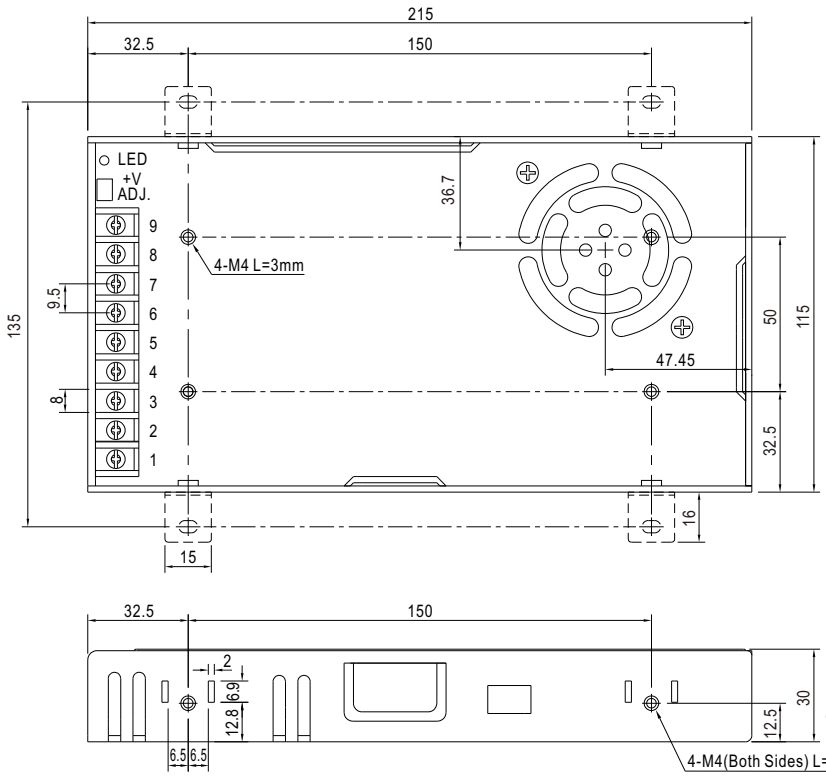

Terminal Pin No. Assignment :

Pin No.	Assignment	Pin No.	Assignment
1	AC/L	4~6	DC OUTPUT -V
2	AC/N	7~9	DC OUTPUT +V
3	FG ⏚		

■ Installation Manual

Please refer to : http://www.meanwell.com/manual.html

Distribuída no Brasil pela LRI | vendas@lri.com.br | 51 2129-3000