15W AC-DC Reliable Industrial Adaptor GS15E series



BS EN/EN62368-1 TPTC004

ECO Household Automate Industrial Security Network Telecom

Features

- Universal AC input / Full range
- 2 pole EURO plug, Class Ⅱ power unit
- No load power consumption<0.075W
- **Energy efficiency Level** Ⅵ
- Comply with EU ErP and meet CoC Version 5
- Protections: Short circuit / Overload / Over voltage
- Fully enclosed plastic case
- Pass LPS
- Various DC plug quick adapter accessory available
  (Plug kit sold sperately, please refer to : https://www.meanwell.com/upload/pdf/DC_plug.pdf)
- 2 years warranty

Applications

- Consumer electronic devices
- Telecommunication devices
- Office facilities
- Industrial equipments

GTIN CODE

MW Search: https://www.meanwell.com/serviceGTIN.aspx

Description

GS15E is a highly reliable, 15W wall-mounted style single-output green adaptor series. This product is a class Ⅱ power unit (no FG), equipped with a 2-Pin standard European AC power plug, adopting the input range from 90VAC to 264VAC. The entire series supplies different models with output voltages ranging between 5VDC and 48VDC that can satisfy the demands for various types of consumer electronic devices. With the efficiency up to 87% and the extremely low no-load power consumption below 0.075W, GS15E is compliant with EU ErP, and meet Code of Conduct(CoC) Version 5 . The supreme feature allows the adaptor to save the energy when it is either under the operating mode or the standby mode. The entire series utilizes the 94V-0 flame retardant plastic case, providing the double insulation that effectively prevents electrical shock.GS15E is certified for the international safety regulations.

Model Encoding

GS 15 E - 1 P1J

- DC plug type: P1J: Plug for standard model, 2.1φ×5.5φ×11mm, C+ tuning fork type
  Other options available by customer requested (see Page 4~5)
- Output voltage
- EURO 2 pin AC plug
- Rated wattage
- Series name

Distribuída no Brasil pela LRI | vendas@lri.com.br | 51 2129-3000

SPECIFICATION

ORDER NO.		GS15E-1P1J	GS15E-11P1J	GS15E-2P1J	GS15E-3P1J	GS15E-4P1J	GS15E-5P1J	GS15E-6P1J	GS15E-8P1J
OUTPUT	SAFETY MODEL NO.	GS15E-1	GS15E-1-1	GS15E-2	GS15E-3	GS15E-4	GS15E-5	GS15E-6	GS15E-8
	DC VOLTAGE Note.2	5V	7.5V	9V	12V	15V	18V	24V	48V
	RATED CURRENT	2.40A	1.60A	1.66A	1.25A	1.00A	0.83A	0.625A	0.31A
	CURRENT RANGE	0 ~ 2.40A	0 ~ 1.60A	0 ~1.66A	0 ~ 1.25A	0 ~ 1.00A	0 ~ 0.83A	0 ~ 0.625A	0 ~ 0.31A
	RATED POWER	12W	12W	15W	15W	15W	15W	15W	15W
	RIPPLE & NOISE (max.) Note.3	50mVp-p	80mVp-p	80mVp-p	80mVp-p	100mVp-p	120mVp-p	150mVp-p	240mVp-p
	VOLTAGE TOLERANCE Note.4	±5.0%	±5.0%	±5.0%	±3.0%	±3.0%	±3.0%	±2.0%	±2.0%
	LINE REGULATION Note.5	±0.5%	±0.5%	±0.5%	±0.5%	±0.5%	±0.5%	±0.5%	±0.5%
	LOAD REGULATION Note.6	±5.0%	±5.0%	±5.0%	±3.0%	±3.0%	±3.0%	±2.0%	±2.0%
	SETUP, RISE, HOLD UP TIME	3000ms, 50ms, 10ms at full load							
INPUT	VOLTAGE RANGE	90 ~ 264VAC 135 ~ 370VDC							
	FREQUENCY RANGE	47 ~ 63Hz							
	EFFICIENCY (Typ.)	80%	82.5%	85%	85%	85%	85%	85.5%	87%
	AC CURRENT	0.4A / 100VAC							
	INRUSH CURRENT (max.)	Cold start 30A/ 115VAC 50A / 230VAC							
	LEAKAGE CURRENT(max.)	0.25mA / 240VAC							
PROTECTION	OVERLOAD	105 ~ 250% rated output power							
		Protection type : Hiccup mode, recovers automatically after fault condition is removed							
	OVER VOLTAGE	>120% rated output voltage							
		Protection type : Clamp by zener diode							
ENVIRONMENT	WORKING TEMP.	0 ~ +50℃ (Refer to "Derating Curve")							
	WORKING HUMIDITY	20% ~ 90% RH non-condensing							
	STORAGE TEMP., HUMIDITY	-20 ~ +85℃, 10 ~ 95% RH non-condensing							
	TEMP. COEFFICIENT	±0.03% / ℃ (0 ~ 40℃)							
	VIBRATION	10 ~ 500Hz, 2G 10min./1cycle, period for 60min. each along X, Y, Z axes							
SAFETY & EMC (Note. 7)	SAFETY STANDARDS	TUV BS EN/EN62368-1, EAC TP TC 004 approved							
	WITHSTAND VOLTAGE	I/P-O/P:3KVAC							
	ISOLATION RESISTANCE	I/P-O/P:100M Ohms / 500VDC / 25℃/ 70% RH							
	EMC EMISSION	**Parameter**	**Standard**	**Test Level / Note**					
		Conducted emission	BS EN/EN55032(CISPR32)	Class B					
		Radiated emission	BS EN/EN55032(CISPR32)	Class B					
		Harmonic current	BS EN/EN61000-3-2	Class A					
		Voltage flicker	BS EN/EN61000-3-3	-------					
	EMC IMMUNITY	**Parameter**	**Standard**	**Test Level /Note**					
		ESD	BS EN/EN61000-4-2	Level 3, 8KV air; Level 2, 4KV contact					
		RF field susceptibility	BS EN/EN61000-4-3	Level 2, 3V/m					
		EFT bursts	BS EN/EN61000-4-4	Level 2, 1KV					
		Surge susceptibility	BS EN/EN61000-4-5	Level 3, 1KV/L-N					
		Conducted susceptibility	BS EN/EN61000-4-6	Level 2, 3V					
		Magnetic field immunity	BS EN/EN61000-4-8	Level 1, 1A/m					
		Voltage dips, interruption	BS EN/EN61000-4-11	＞95% dip 0. 5 periods, 30% dip 25 periods, ＞95% interruptions 250 periods					
OTHERS	MTBF	500Khrs min. MIL-HDBK-217F(25℃)							
	DIMENSION	34*71*50mm (L*W*H)							
	PACKING	180g ; 60pcs / 12Kg / CARTON							
CONNECTOR	PLUG	See page 4~5 ; Other type available by customer requested							
	CABLE	See page 4~5 ; Other type available by customer requested							

NOTE

1.All parameters are specified at 230VAC input, rated load, 25℃ 70% RH ambient.
2.DC voltage: The output voltage set at point measure by plug terminal & 50% load.
3.Ripple & noise are measured at 20MHz by using a 12" twisted pair terminated with a 0.1μf & 47μf capacitor.
4.Tolerance: includes set up tolerance, line regulation, load regulation.
5.Line regulation is measured from low line to high line at rated load.
6.Load regulation is measured from 0% to 100% rated load.
7.The power supply is considered as an independent unit, but the final equipment still need to re-confirm that the whole system complies with the EMC directives. For guidance on how to perform these EMC tests, please refer to “EMI testing of component power supplies.” (as available on http://www.meanwell.com)
※ Product Liability Disclaimer : For detailed information, please refer to https://www.meanwell.com/serviceDisclaimer.aspx

LRI Distribuída no Brasil pela LRI | vendas@lri.com.br | 51 2129-3000

■ Derating Curve

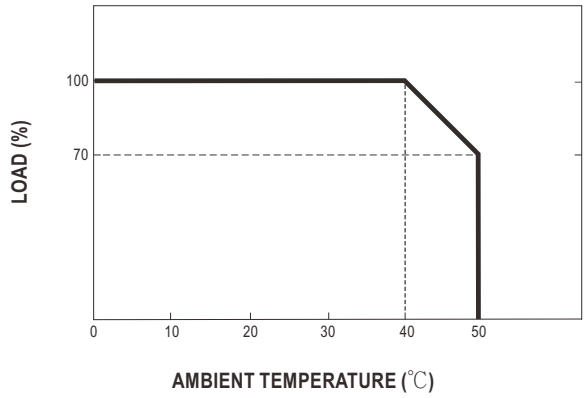

■ Static Characteristics

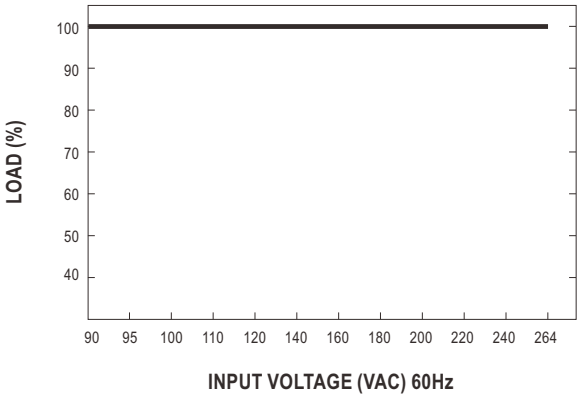

■ Mechanical Specification

Unit:mm

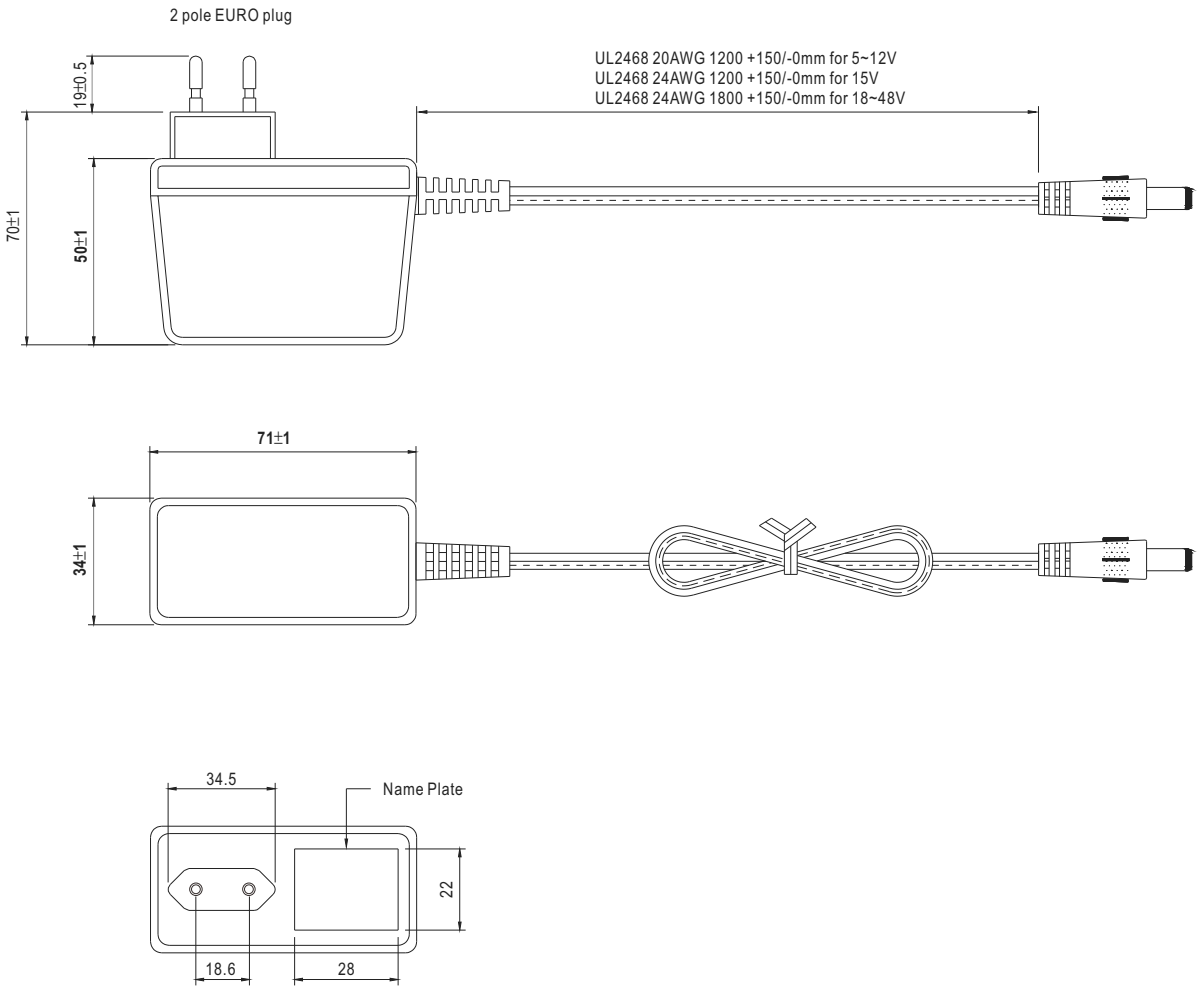

LRI Distribuída no Brasil pela LRI | vendas@lri.com.br | 51 2129-3000

■ DC output plug

◎ Standard plug: P1J

Unit:mm

P1J	Pin Assignment
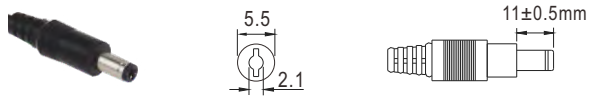	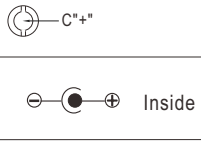

◎ DC plug changeable through:

(1) Customization of the standard part with an optional DC plug according to the table (MOQ applicable)

(2) Quick adapter accessory (sold separately without MOQ)

Please refer to below table and online selection guide : https://www.meanwell.com/upload/pdf/DC_plug.pdf

Example quick adapter accessory:



◎ Optional DC plug: (Available in customized cable or quick adapter)

Tuning Fork Style		Type No.	A OD	B ID	C L	Quick Adapter Accessory
	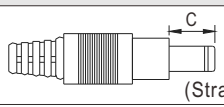 (Straight)	P1I	5.5	2.1	9.5	Available (Current rating: 7.5A max.)
		P1L	5.5	2.5	9.5	
		P1M	5.5	2.5	11.0	
	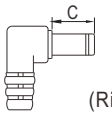 (Right-angled)	P1IR	5.5	2.1	9.5	
		P1JR	5.5	2.1	11.0	
		P1LR	5.5	2.5	9.5	
		P1MR	5.5	2.5	11.0	
Barrel Style		Type No.	A OD	B ID	C L	
	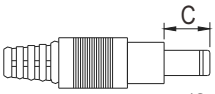 (Straight)	P2I	5.5	2.1	9.5	None
		P2J	5.5	2.1	11.0	
		P2L	5.5	2.5	9.5	
		P2M	5.5	2.5	11.0	
	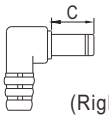 (Right-angled)	P2IR	5.5	2.1	9.5	
		P2JR	5.5	2.1	11.0	
		P2LR	5.5	2.5	9.5	
		P2MR	5.5	2.5	11.0	
Lock Style		Type No.	A OD	B ID	C L	
	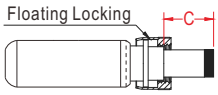 SWITCHCRAFT original or equivalent	P2S(S761K)	5.53	2.03	12.06	None
		P2K(761K)	5.53	2.54	12.06	
		P2C(S760K)	5.53	2.03	9.52	
		P2D(760K)	5.53	2.54	9.52	
Min. Pin Style		Type No.	A OD	B ID	C L	
	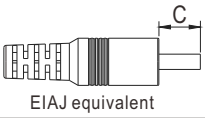 EIAJ equivalent	P3A	2.35	0.7	11.0	Available (Current rating: 5A max.)
		P3B	4.0	1.7	11.0	
		P3C	4.75	1.7	11.0	

LRI Distribuída no Brasil pela LRI | vendas@lri.com.br | 51 2129-3000

Center Pin Style	Type No.	A OD	B ID	C L	D Center Pin	Quick Adapter Accessory
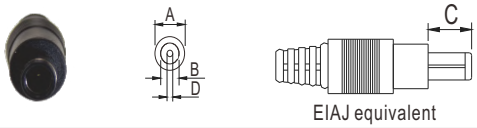 EIAJ equivalent	P4A	5.5	3.4	11.0	1.0	Available (Current rating: 7.5A max.)
	P4B	6.5	4.4	11.0	1.4	
	P4C	7.4	5.1	11.0	0.6	

Min. DIN 3 Pin with Lock (male)	Type No.	Pin Assignment	
		PIN No.	Output
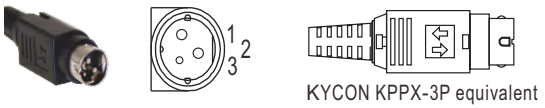 KYCON KPPX-3P equivalent	R6B	1	+Vo
		2	-Vo
		3	+Vo

Available (Current rating: 7.5A max.)

Min. DIN 4 Pin with Lock (male)	Type No.	Pin Assignment	
		PIN No.	Output
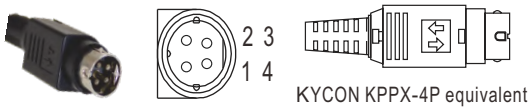 KYCON KPPX-4P equivalent	R7B	1	+Vo
		2	-Vo
		3	-Vo
		4	+Vo

Available (Current rating: 7.5A max.)

Min. DIN 4 Pin with Lock (female)	Type No.	Pin Assignment	
		PIN No.	Output
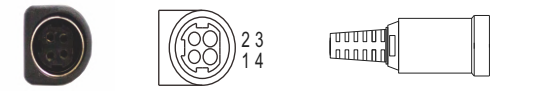 KYCON KPJX-CM-4S equivalent	R7BF	1	+Vo
		2	-Vo
		3	-Vo
		4	+Vo

None

Stripped and tinned leads	Type No.	Pin Assignment	
		PIN No.	Output
 Length of Land L1 by request (MW's standard length, L: 25 mm, L1: 10 mm)	by customer	1 (White)	+Vo
		2 (Black)	-Vo

None

■ Installation Manual

Please refer to : http://www.meanwell.com/manual.html

LRI Distribuída no Brasil pela LRI | vendas@lri.com.br | 51 2129-3000