20A Power Supply Redundancy Module

DR-RDN20



■ Features :

- Suitable for redundant operation of 24V system
- Installed on DIN Rail TS35 / 7.5 or 15
- Relay contact signal output and LED indicator for input failure alarm
- Cooling by free air convection
- 3 years warranty

User's Manual

■ GTIN CODE

MW Search: https://www.meanwell.com/serviceGTIN.aspx

AS/NZS62368-1 TPTC004 UL508

SPECIFICATION

MODEL		DR-RDN20
OUTPUT	REVERSE VOLTAGE (max.)	30V
	OUTPUT CURRENT (max.)	20A
	VOLTAGE DROP	0.6V
	LED INDICATORS	Two green LEDs indicating each input is "OK or fail"
INPUT	INPUT VOLTAGE RANGE	21 ~ 28V
	NUMBER OF INPUTS	Two
	INPUT CURRENT (max.)	20A per input
FUNCTION	INPUT VOLTAGE ALARM	When input is > 20V(±5%) or < 30V(±5%) relay contacts
	RELAY CONTACT RATING (max.)	30VDC, 1A
ENVIRONMENT	WORKING TEMP.	-40 ~ +70℃
	WORKING HUMIDITY	20 ~ 90% RH non condensing
	STORAGE TEMP., HUMIDITY	-40 ~ +85℃, 10 ~ 95% RH
	VIBRATION	10 ~ 500Hz, 2G 10min./1cycle, period for 60min. each along X, Y, Z axes ; Mouning: Compliance to IEC60068-2-6
SAFETY & EMC (Note 2)	SAFETY STANDARDS	UL508, AS/NZS 62368.1, EAC TP TC 004 approved
	WITHSTAND VOLTAGE	Terminal-Chassis :0.5KVAC, Relay Contacts-Terminal :0.5KVAC
	ISOLATION RESISTANCE	Terminal-Chassis :>100M Ohms / 500VDC / 25℃/ 70% RH
	EMC EMISSION	Compliance to EN55032 (CISPR32) Class B, EN61000-3-2,-3, EAC TP TC 020
	EMC IMMUNITY	Compliance to EN61000-4-2,3,4,5,6,8,11, heavy industry level, EAC TP TC 020
OTHERS	MTBF	2315.6K hrs min. Telcordia SR-332 (Bellcore) ; 996.9K hrs min. MIL-HDBK-217F (25℃)
	DIMENSION	55.5*125.2*100mm (W*H*D)
	PACKING	0.5Kg; 20pcs/11Kg/1.49CUFT
NOTE	1. All parameters NOT specially mentioned are measured at 24VDC input, rated load and 25℃ of ambient temperature. 2. The power supply is considered a component which will be installed into a final equipment. All the EMC tests are been executed by mounting the unit on a 360mm*360mm metal plate with 1mm of thickness. The final equipment must be re-confirmed that it still meets EMC directives. For guidance on how to perform these EMC tests, please refer to "EMI testing of component power supplies." (as available on http://www.meanwell.com) 3. The ambient temperature derating of 3.5℃/1000m with fanless models and of 5℃/1000m with fan models for operating altitude higher than 2000m(6500ft). ※ Product Liability Disclaimer : For detailed information, please refer to https://www.meanwell.com/serviceDisclaimer.aspx	

■ Typical Application Notes

1. 1+1 Redundancy
Using 1 more PSU as the redundant unit

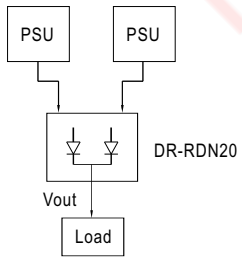

2. 1+N Redundancy: Using more PSUs as the redundant units to increase the reliability

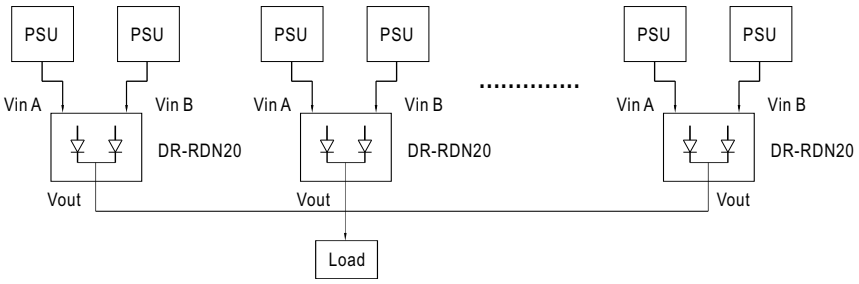

3. Single Use: Connecting only one PSU to one DR-RDN20 to reduce the stress of the diodes and hence increase the reliability

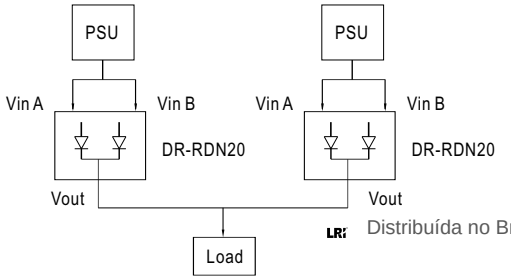

Distribuída no Brasil pela LRI | vendas@lri.com.br | 51 2129-3000

■ Mechanical Specification

Case No.923C Unit:mm

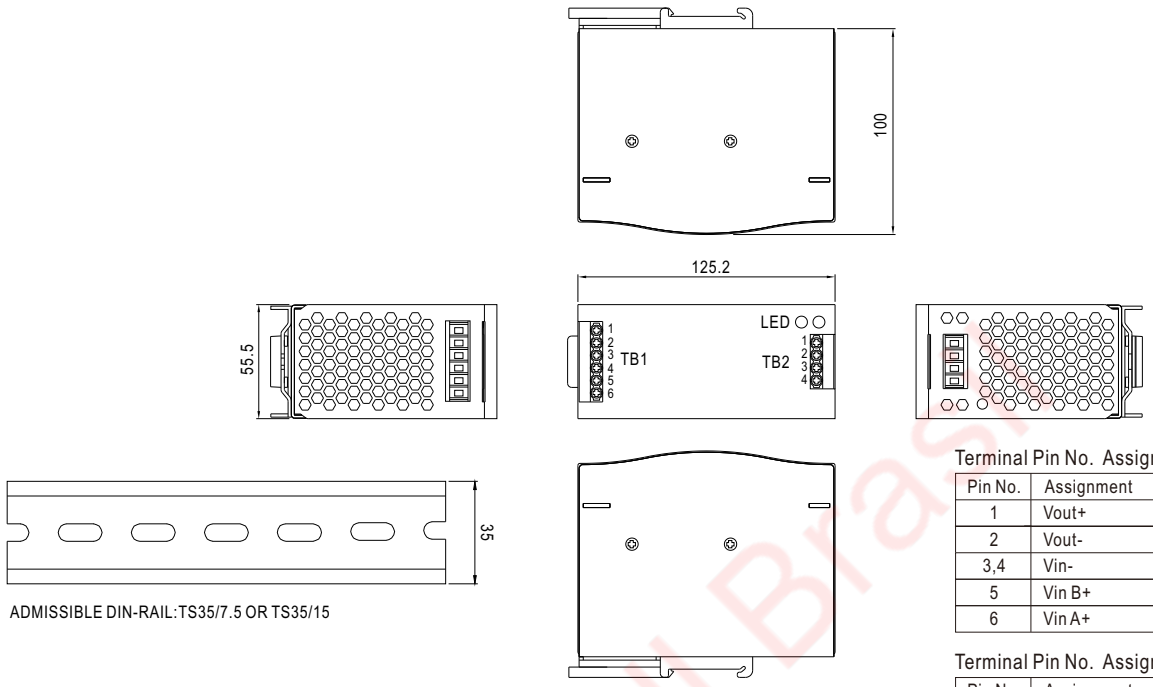

Terminal Pin No. Assignment (TB1)

Pin No.	Assignment
1	Vout+
2	Vout-
3,4	Vin-
5	Vin B+
6	Vin A+

Terminal Pin No. Assignment (TB2)

Pin No.	Assignment
1	Alarm B1
2	Alarm B2
3	Alarm A1
4	Alarm A2

■ Block Diagram

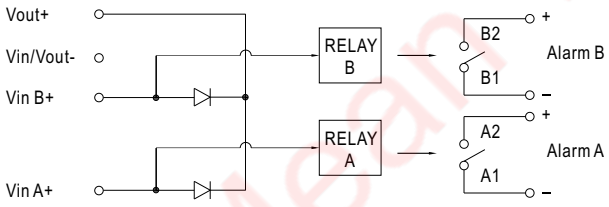

■ Derating Curve

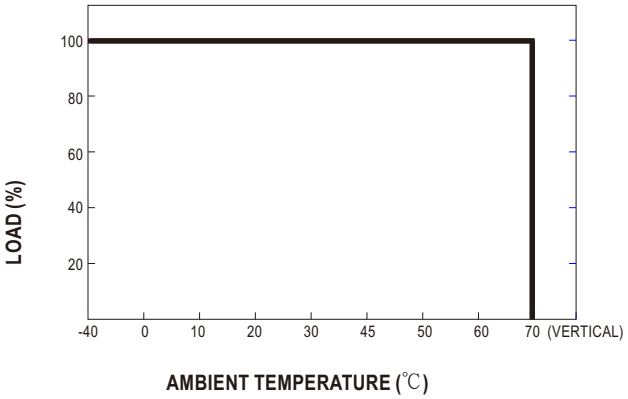

Mean Well Brasil

LRI Distribuída no Brasil pela LRI | vendas@lri.com.br | 51 2129-3000